

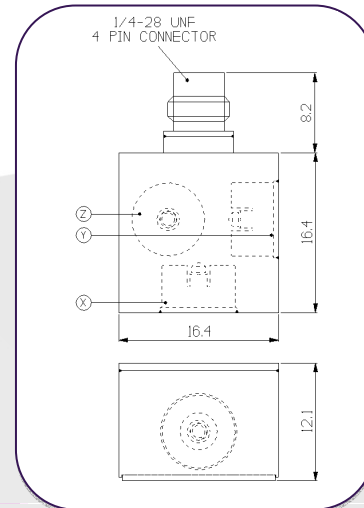
微型压电 IEPE 三轴加速度计：AT/14

灵敏度：1mV/g ~ 200mV/g (±10%) 重量：13g 最高温度：125 °C



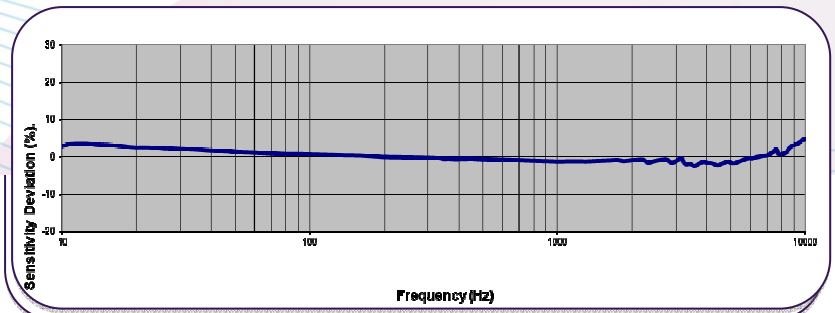
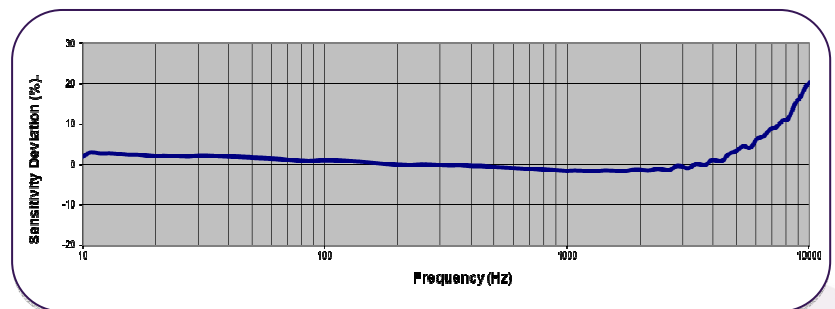
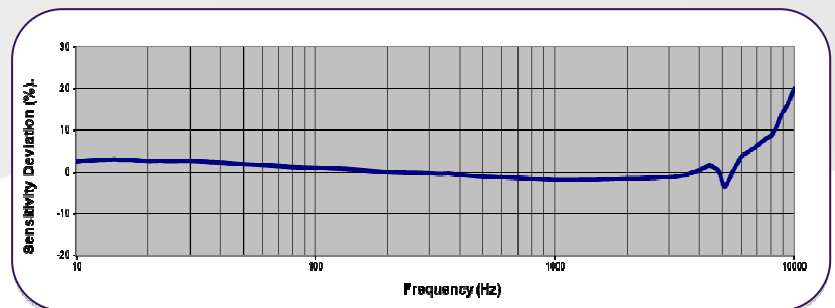
一种轻巧的通用三轴振动传感器，包括三个电压输出压电传感元件，它们垂直安装在焊接结构的钛块内。AT / 14基于独特的DJB Konic剪切设计，可以考虑替代A / 131或A / 134。但是，后者由于是单轴设备的组合而可以维修，此外，电缆的物理分隔导致可见信号轴的可追溯性。

AT/14

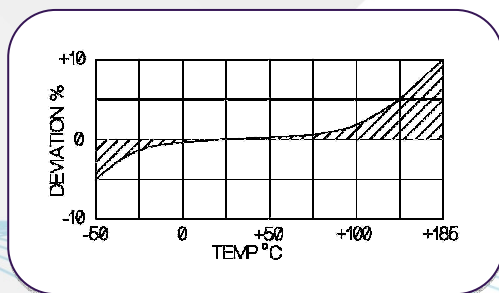


AT / 14的1/4-28UNF 4针连接器集中在一个面上，坚固的单根电缆带有三个BNC标记的引出线，非常适合汽车/航空航天应用。配有陶瓷底座，可提供完全的接地隔离。

Typical Frequency Response



Temperature Response



Typical Spectral Noise (100mV/g):

1Hz	345µg/√Hz
10Hz	42.8µg/√Hz
100Hz	11.2µg/√Hz
1kHz	5.67µg/√Hz
10kHz	5.23µg/√Hz

Please note: For information and reference only. Data should not be used as pass / fail criteria for calibration purposes

微型压电 IEPE 三轴加速度计: AT/14

灵敏度: 1mV/g ~ 200mV/g ( $\pm 10\%$ ) 重量: 13g 最高温度: 125 °C

	公制			英制		
Voltage Sensitivity @ 20°C $\pm 10\%$	0.1mV/(m/s <sup>2</sup> )	1.02mV/(m/s <sup>2</sup> )	10.2mV/(m/s <sup>2</sup> )	1mV/g	10mV/g	100mV/g
Resonant Frequency	X/Y $\geq 20\text{kHz}$ Z $\geq 33\text{kHz}$					
Typical Frequency range $\pm 5\%$ +10%	1Hz – 6kHz 0.7Hz – 7kHz	1Hz – 6kHz 0.7Hz – 7kHz	5Hz – 6kHz 3Hz – 7kHz	1Hz – 6kHz 0.7Hz – 7kHz	1Hz – 6kHz 0.7Hz – 7kHz	1Hz – 6kHz 0.7Hz – 7kHz
Cross Axis Error	$\leq 5\%$ max					
Amplitude non-linearity	$\leq 1\%$			$\leq 1\%$		
Temperature Range	-50/ +125°C			-58/ +257°F		
Voltage Sensitivity deviation (20°C/68°F)	-5% @ -50°C / +5% @ +125°C			-5% @ -58°F / +5% @ +257°F		
Supply Voltage	15/35 V DC					
Supply current	2-20mA					
Bias Voltage (20°C/68°F)	11/14 VDC					
Base Strain Sensitivity	$\leq 5\%$					
Max Continuous accn.g sine	49033m/s <sup>2</sup>			5000g		
Saturation limit equiv. g	49033m/s <sup>2</sup>	4903m/s <sup>2</sup>	490m/s <sup>2</sup>	5000g	500g	50g
Case Material	Titanium					
Isolated Mounting	Integrated ceramic base for isolated adhesive mounting					
Weight	13gm			0.46oz		
Case Seal	Welded					
Size	16.4 x 16.4 x 12mm AT/14			0.65 x 0.65 x 0.47in		
Connector	1/4 -28UNF, 4 Pin Connector					

**Options:**

AT/14, AT/14/TB, ATI/14/TB

Please note: For information and reference only. Data should not be used as pass / fail criteria for calibration purposes